

# How our most loyal customers get the very best deals!!



## Welcome to the new MyRewards & Shopping App

This app enables you to get the very best value deals on ALL your shopping from over 100+ MyConvenience and MySupermarket shops across Malta and Gozo. Simply install the app on your mobile device, set up your account and you are ready to go!

### THE PHONE VALIDATION CODE SHOULD ARRIVE INSTANTLY -

If it doesn't, then please ensure your line is still on the phone network - (not Wi-Fi), give it some time and try again later or from elsewhere.

**In-Store:** Show your QR code at any My shop to collect points on each and every purchase. Points are allocated automatically within less than a minute and can be used right away.

**On-App:** See your points add up in your wallet. Your rewards get much bigger on your higher spends and your loyalty can earn you double points on all your purchases from week to week.



[Click here to open your app store \(on your phone\)](#)



### MYREWARDS LOYALTY:

You earn MyRewards loyalty points on each and every purchase from all MyConvenience and MySupermarket shops across Malta and Gozo as well as online through the app itself.

**At the shop:** Click the dark green button at the top of this first screen to show your QR code for scanning at checkout.

**Online Shopping:** MyRewards points are awarded automatically, since you need to be logged in to place order delivery through the app.



# How our most loyal customers get the very best deals!!

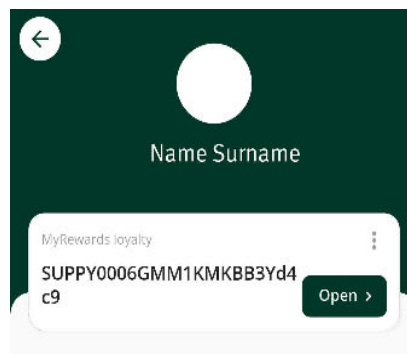


## Checking, managing and converting MyRewards points to cash:

The app consists of two parts – loyalty and shopping. Let's take a closer look at the Loyalty section first. There are two ways you can access your MyRewards wallet to check, manage and convert your points into cash vouchers or charity donations.

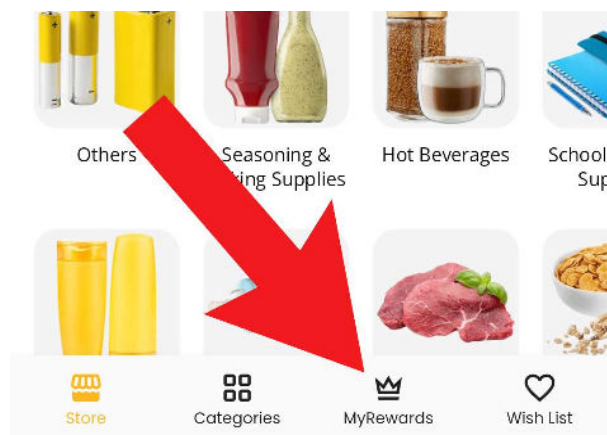


1. Click the burger menu on the top left-hand side of the main screen to open this page showing the Loyalty button.



Clicking Open on this screen takes you inside the Loyalty app from where you can manage your account.

2. Another way to access the account details page directly, is from the shopping page of any shop location, by clicking the crown MyRewards button on the bottom menu as shown here.



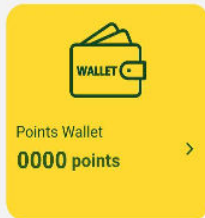
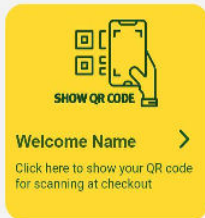
# How our most loyal customers get the very best deals!!



## MyRewards loyalty

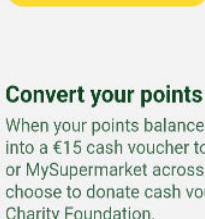

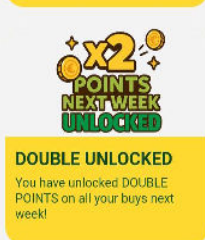
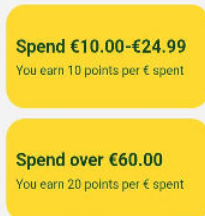
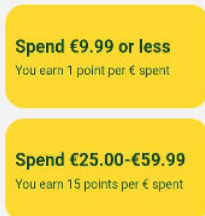
### Welcome to MyRewards

Show your QR code at any MyConvenience or MySupermarket to collect points on each and every purchase and see your points add up in your wallet.



### Earning & Boosting MyRewards

Your rewards get much bigger on your higher spends and your continued loyalty earns you double points on all your purchases from week to week.



### Convert your points to Cash Vouchers

When your points balance hits 5000, you can convert it into a €15 cash voucher to use at any MyConvenience or MySupermarket across Malta and Gozo. You can choose to donate cash vouchers to the Sandra Calleja Charity Foundation.



The loyalty app page is divided into three sections as follows:

**Welcome Section:** The button on the right displays your QR code for scanning at shop check out. It's exactly like the one from the front page, which may be faster and more convenient to open in the shop.

**Points Wallet:** Clicking this button opens your wallet, showing your active and used vouchers and the last ten transactions and the points earned from each one. Click Load More at the bottom of the page to open older transactions.

**Earning and Boosting MyRewards:** This section explains how you can earn and boost points and shows your status in achieving double points in the following week.

Your rewards multiply on your higher bills and keep growing as you continue shopping regularly:

Spend €9.99 or less: earn 1 point for every €

Spend €10.00 - €24.99: earn 10 points for every €

Spend €25.00 - €59.99: earn 15 points for every €

Spend over €60.00: earn 20 points for every €

**Double points:** Spend €10 or more on your daily shopping in at least four days in the same week (Monday to Sunday) and get DOUBLE points on EACH & EVERY purchase you make in the following week (Monday to Sunday).

**Vouchers Section:** Clicking these voucher images shows you how far you are from achieving them. Details are outlined on the page that opens when you click.

**Back button:** When you are in this section, clicking the back button or doing a back gesture, takes you back to the main app so you may need to click the button to get back into this section.

# How our most loyal customers get the very best deals!!



## ORDERING ONLINE SHOPPING DELIVERY:



**Shops available:** At launch, we have a limited number of shops ready to receive online orders and we plan to increase this number over the coming weeks and months.

**Location services:** To get the most out of the online shopping app, when you first open it, you need to enable location services on your device so it can tell the system which is your closest outlet.

**MyRewards button:** As explained above, the first button opens your QR code to be shown at checkout to earn points. Please refer to this section for detailed explanation.

**Choose your shop:** On this first screen you have the option to shop from your nearest MyConvenience or MySupermarket.

MyConvenience shops are great for small orders as they are found in many more locations so you can keep your delivery costs relatively low. MySupermarket shops have a wider selection of products and generally offer more attractive offers for larger weekly shopping.

Once you make your choice, you can still change it to select a different shop in another locality. So, for example, you can be located in the South of Malta but want to send an order to a location in the North. This is possible by simply choosing another outlet from the list.

**Different baskets from different shops:** The app allows multiple shopping baskets in different shops, so for example, in the weekend, you can prepare an order from a shop which is conveniently located close to your work, or the other way around.